

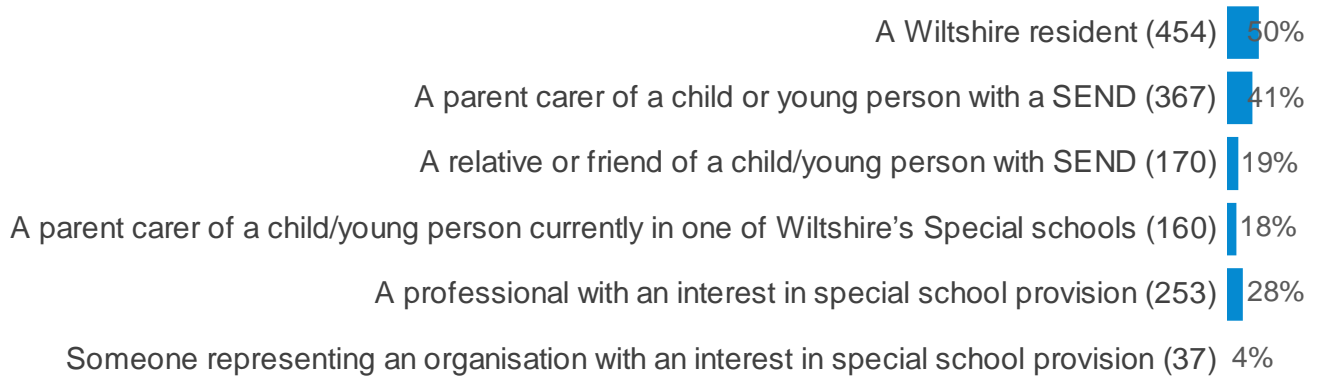
A survey about future special school provision in Wiltshire

A survey about future special school provision in Wiltshire

This report was generated on 27/09/18. Overall 917 respondents completed this questionnaire. The report has been filtered to show the responses for 'All Respondents'.

The following charts are restricted to the top 12 codes. Lists are restricted to the most recent 100 rows.

Are you answering this survey as? (tick all that apply)



(If you represent an organisation can you say what organisation?)

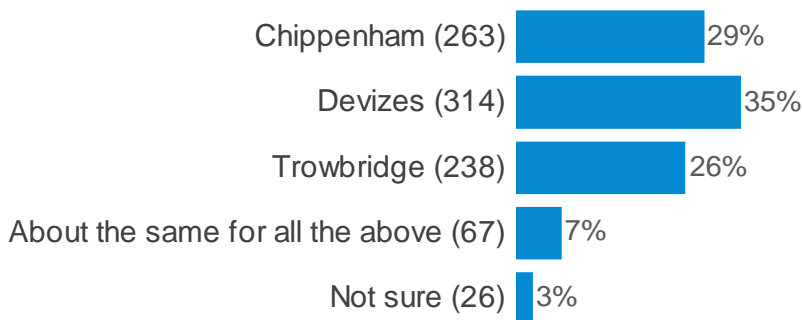
- Westbury parent carers support group
- Wiltshire College
- Wiltshire Council
- Bellefield School
- Rowdeford school
- Rowdeford School
- Lyneham Primary School
- Charter Primary School
- Westbury Junior School
- River Mead School
- Larkrise Special school
- Amesbury Archer Primary
- Kingdown School, Warminster
- An employee at one of the special schools.
- no
- Rowdeford Charity Trust (Registered Charity No 1088605)
- Lyneham Primary school
- Rowdeford School
- Rowdeford School
- A former teacher at Rowdeford and now a volunteer for Rowdeford Garden Fair committee
- Stepping Stones District Specialist Centre
- Larkrise School

A survey about future special school provision in Wiltshire

(If you represent an organisation can you say what organisation?)

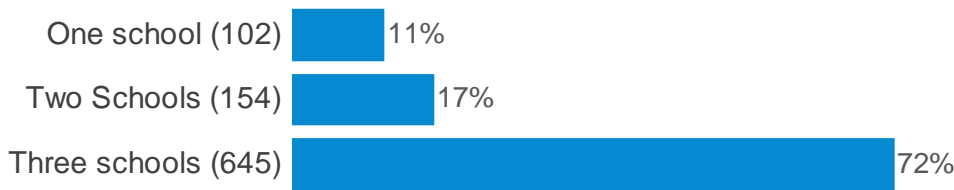
- Specialist SEN Service
- St nicholas school
- Springboard
- SOUTHWICK PARISH COUNCIL WILTSHIRE
- Appleford School
- Wiltshire Primary school
- Springfields Academy, Calne
- A Special School in Wiltshire
- Rowdeford School chair of governors
- Rowdeford Charity Trust
- Rowdeford School
- St Bartholomew's Primary Academy, Wootton Bassett
- Chair of Governors on behalf of Rowde Academy Governors
- School governor of a special school in Wiltshire
- VirginCare
- I am a young person in a speshul school
- Wiltshire Primary School
- I am an ex student of Rowdeford School
- I am an ex pupil of Rowdeford School
- Rowdeford school
- I went there when I was 9
- St-nicholas special school
- Rowdeford Charity Trust
- Rotary
- Larkrise School

Which of the following is the closest to where you live?



A survey about future special school provision in Wiltshire

Bearing this in mind, please could you say whether you think on balance it would be best to create:



If the one school option was to be chosen which of the three locations would you prefer? (you may tick only one box)



If the two school option was to be chosen which of the following two locations would you prefer? (you may tick up to two boxes only)



How important to you are the following factors when considering the future provision of special schools in Wiltshire? (please tick the three most important factors only) The School: (Is close to or part of a large community)

